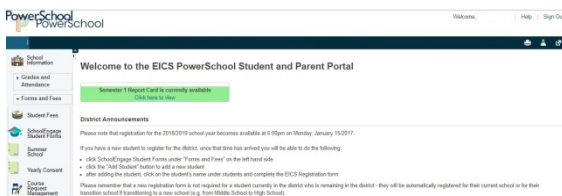


How to pay School Fees Online

1. Login to <https://powerschool.eics.ab.ca>
2. Along the left hand-side select **Student Fees**, under Forms & Fees




The screenshot shows the PowerSchool Student and Parent Portal. The left sidebar contains navigation options: School Information, Grades and Attendance, Forms and Fees, Student Fees, School/Engage Student Profile, Summer School, Notify Consent, and Online Student Management. The main content area displays a welcome message and a notification: "Remember! Report Card is currently available. Click here to view." Below this, there are "District Announcements" regarding registration for the 2016/2017 school year, with instructions on how to register a new student or add an existing one to the system.


3. A new window will appear. After reviewing your fees select the **“Shopping Cart”** icon.

4. On the left hand side fill out your debit or credit card information & select submit payment.

Credit Card



INTERAC® Online



Pay by Credit Card

Cardholder Name

Credit Card Number

Expiration Date
 /

CVD (# on back of card)

Payment Amount: \$673.22 CDN